



MATH

Contents

1. The Real Stats on Mr. Hockey
2. Algebra-Related Questions


The Real Stats on Mr. Hockey

Pre-Visit Activity:

Gordie Howe, whose career spanned over thirty years, is considered one of the best players to don the blades and fire the puck into the back of the opposition's net. For this reason, he was given the title of Mr. Hockey.

Answer the following question in essay format:

Examine Gordie Howe's professional career over his thirty-year span and assess which decade was his best. Use the information on pages 2-3 to help with your answer.




Season	Club	League	Regular season				Playoffs			
			GP	G	A	TP	GP	G	A	TP
1945-46	Omaha	USHL	51	22	28	48	6	2	1	3
1946-47	Detroit	NHL	58	7	12	22	5	0	0	0
1947-48	Detroit	NHL	60	16	28	44	10	1	1	1
1948-49 ^{ae}	Detroit	NHL	40	12	25	37	11	*8	*3	*11
1949-50 ^{afg}	Detroit	NHL	70	35	33	68	1	0	0	0
1950-51 ^{bcd}	Detroit	NHL	70	*43	*43	*86	6	4	3	7
1951-52 ^{bcdfg}	Detroit	NHL	70	*47	39	*86	8	2	*5	*7
1952-53 ^{bcdg}	Detroit	NHL	70	*49	*46	*95	6	2	5	7
1953-54 ^{bcdg}	Detroit	NHL	70	33	*48	*81	12	4	3	7
1954-55 ^{fg}	Detroit	NHL	64	29	33	62	11	*9	11	*20
1955-56 ^a	Detroit	NHL	70	38	41	79	10	3	9	12
1956-57 ^{bcdg}	Detroit	NHL	70	*44	45	*89	5	2	5	7
1957-58 ^{bd}	Detroit	NHL	64	33	44	77	4	1	1	2
1958-59 ^a	Detroit	NHL	70	32	46	78	-	-	-	-
1959-60	Detroit	NHL	70	28	45	73	6	1	5	6
1960-61 ^a	Detroit	NHL	64	23	49	72	11	4	11	*15
1961-62 ^a	Detroit	NHL	70	33	44	77	-	-	-	-
1962-63 ^{bcd}	Detroit	NHL	70	*38	48	*86	11	7	9	*16
1963-64 ^a	Detroit	NHL	69	26	47	73	14	9	10	*19
1964-65 ^{ae}	Detroit	NHL	70	29	47	76	7	4	2	6
1965-66 ^b	Detroit	NHL	70	29	46	75	12	4	6	10
1966-67 ^{ae}	Detroit	NHL	69	25	40	65	-	-	-	-
1967-68 ^b	Detroit	NHL	74	39	43	82	-	-	-	-
1968-69 ^b	Detroit	NHL	76	44	59	103	-	-	-	-
1969-70 ^b	Detroit	NHL	76	31	40	71	4	2	0	2
1970-71	Detroit	NHL	61	23	29	52	-	-	-	-
1971-72	Did Not Play									
1972-73	Did Not Play									
1973-74 ^{bdfg}	Houston	WHA	70	31	69	100	13	3	*14	17
1974-75 ^{bfg}	Houston	WHA	75	34	65	99	13	8	12	20
1975-76 ^e	Houston	WHA	78	32	70	102	17	4	8	12
1976-77 ^e	Houston	WHA	62	24	44	68	11	5	3	8
1977-78	New England	WHA	76	34	62	96	14	5	5	10
1978-79	New England	WHA	58	19	24	43	10	3	1	4
1979-80	Hartford	NHL	80	15	26	41	3	1	1	2

Mr. Hockey
Gordie Howe:
Born: Floral,
Saskatchewan,
March 31, 1928
Right Wing.
Shoots right
& left,
6', 205 lbs.

- ^a Second All-Star Team (right wing)
- ^b First All-Star Team (right wing)
- ^c League Scoring Championship
- ^d League's Most Valuable Player
- ^e Award for outstanding service to hockey in the United States
- ^f League's Playoff Champion
- ^g First place team during regular season
- ^{*} League leader

To aid you in your quest, you should complete the assignments on the next page.


- a) Draw a line graph showing the goal and point production from both regular season and playoffs.



- b) Calculate the mean or average and standard deviation of the goal and point production for the regular season and playoffs in each decade.



- c) Draw a bar graph comparing the averages of goal and point production for the regular season and playoffs of each decade.



In making your final assessment, consider the championships, awards and honours he received during each decade. Other variables such as his age and how many games he played should also be taken into account.

Hall Visit Activity:

Upon visiting the Hockey Hall of Fame, select one of the following topics and collect data which will enable you to make a comparison. Using the facilities, computer terminals in the Esso Great Hall and the various displays, collect data on the information sheet provided.

When gathering career statistics, select the 10 best consecutive years for both players.



Topics:

- Andy Bathgate and Johnny Bucyk
- Bobby Hull and Frank Mahovlich
- Frank “King” Clancy and Eddie Shore
- Phil Esposito and Bobby Orr between 1967-68 the and 1973-74 seasons.
- Henri Richard and Dave Keon between the 1960-61 and 1969-70 seasons.

Player 1 _____

Biographical Information _____

Season	Team	Regular Season				Playoffs			
		GP	G	A	TP	GP	G	A	TP

Achievement Awards _____

Championships _____

Player 2 _____

Biographical Information _____

		Regular Season				Playoffs			
Season	Team	GP	G	A	TP	GP	G	A	TP

Achievement Awards _____

Championships _____

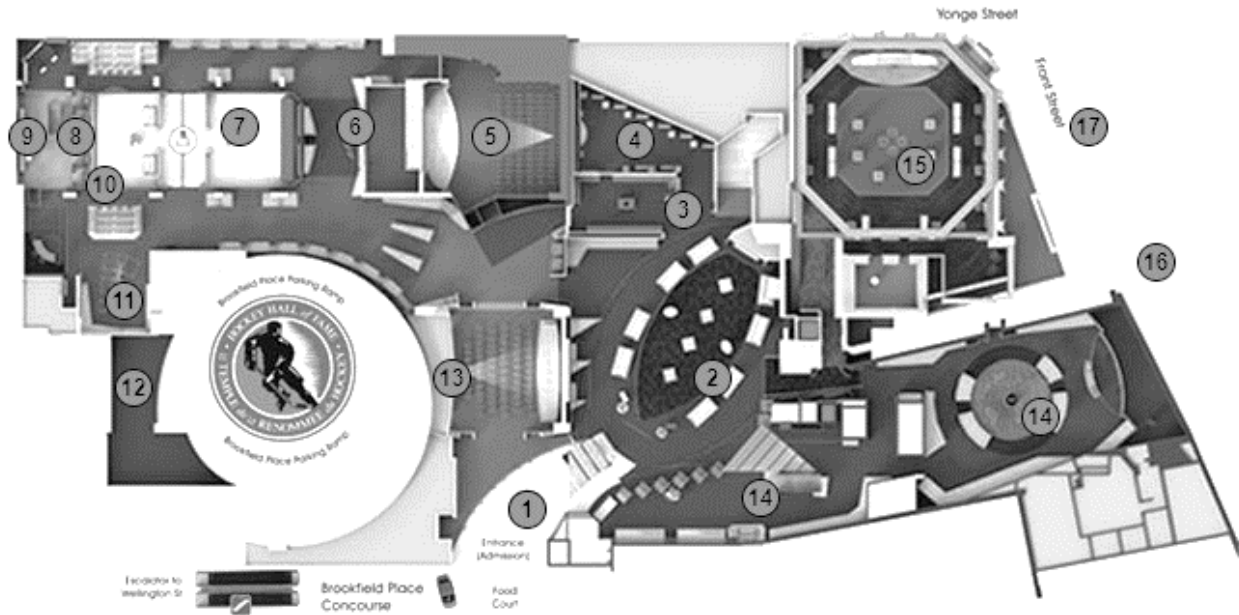
Post-Hall Visit Activity:

From your research, determine which player achieved greater success. When answering this question, use statistical data and other variables. Your essay should be 750 to 1,000 words using proper essay format.



GREAT MOMENTS GUIDE MAP

Floor plan of the Hockey Hall of Fame



1. Entrance Foyer Displays
 2. Honda NHL Zone
 3. Canadiens Dressing Room
 4. Via Rail Stanley Cup Dynasties
 5. TSN Theatre
 6. Hometown Hockey
 7. NHLPA Game Time
 8. TSN/RDS Broadcast Zone
 9. EA Sports NHL17 / PS4 Game Kiosks
 10. Shoot for a Cure Slapshot Trivia
 11. Upper Deck Collectors' Corner
 12. The Mask presented by Imports Dragon
 13. Tim Hortons Theatre
 14. Tissot World of Hockey
 15. Esso Great Hall & NHL Trophies
 16. Spirit of Hockey Retail Store
 17. Exterior Sculptures
- D.K. (Doc) Seaman Hockey Resource Centre